



Location: CMA1b - Oil Street Site Office

Report on 24-hour TSP monitoring

Action Level ( $\mu\text{g}/\text{m}^3$ ) - 176.7

Limit Level ( $\mu\text{g}/\text{m}^3$ ) - 260

| Date      | Sampling Time | Weather Condition | Filter paper no. | Filter Weight, g |        | Elapse Time, hr |         | Sampling Time, hr | Flow Rate, $\text{m}^3/\text{min}$ |                 |         | Total Volume, $\text{m}^3$ | TSP Level, $\mu\text{g}/\text{m}^3$ |
|-----------|---------------|-------------------|------------------|------------------|--------|-----------------|---------|-------------------|------------------------------------|-----------------|---------|----------------------------|-------------------------------------|
|           |               |                   |                  | Initial          | Final  | Initial         | Final   |                   | Initial, $Q_{si}$                  | Final, $Q_{sf}$ | Average |                            |                                     |
| 28-Mar-14 | 8:00          | Rainy             | 008022           | 2.8269           | 2.9722 | 4326.77         | 4350.77 | 24.00             | 1.41                               | 1.41            | 1.41    | 2029                       | 72                                  |
| 4-Apr-14  | 11:25         | Cloudy            | 008381           | 2.8528           | 3.0341 | 4383.77         | 4407.78 | 24.01             | 1.38                               | 1.38            | 1.38    | 1983                       | 91                                  |
| 9-Apr-14  | 8:00          | Rainy             | 008384           | 2.8522           | 2.9396 | 4407.78         | 4431.78 | 24.00             | 1.30                               | 1.30            | 1.30    | 1877                       | 47                                  |
| 15-Apr-14 | 8:00          | Fine              | 008391           | 2.8398           | 3.0245 | 4434.78         | 4458.78 | 24.00             | 1.34                               | 1.34            | 1.34    | 1928                       | 96                                  |
| 21-Apr-14 | 8:00          | Rainy             | 008350           | 2.8492           | 2.9913 | 4461.78         | 4485.78 | 24.00             | 1.37                               | 1.37            | 1.37    | 1975                       | 72                                  |

Remarks: Due to electricity interruption, the 24hr TSP monitoring was rescheduled from 3 April 2014 to 4 April 2014

Report on 1-hour TSP monitoring

Action Level ( $\mu\text{g}/\text{m}^3$ ) - 320.1

Limit Level ( $\mu\text{g}/\text{m}^3$ ) - 500

| Date      | Sampling Time | Weather Condition | Filter paper no. | Filter Weight, g |        | Elapse Time, hr |         | Sampling Time, hr | Flow Rate, $\text{m}^3/\text{min}$ |                 |         | Total Volume, $\text{m}^3$ | TSP Level, $\mu\text{g}/\text{m}^3$ |
|-----------|---------------|-------------------|------------------|------------------|--------|-----------------|---------|-------------------|------------------------------------|-----------------|---------|----------------------------|-------------------------------------|
|           |               |                   |                  | Initial          | Final  | Initial         | Final   |                   | Initial, $Q_{si}$                  | Final, $Q_{sf}$ | Average |                            |                                     |
| 29-Mar-14 | 9:46          | Rainy             | 008301           | 2.8446           | 2.8637 | 4350.77         | 4351.77 | 1.00              | 1.37                               | 1.37            | 1.37    | 82                         | 232                                 |
| 29-Mar-14 | 13:05         | Rainy             | 006413           | 2.6532           | 2.6754 | 4351.77         | 4352.77 | 1.00              | 1.37                               | 1.37            | 1.37    | 82                         | 269                                 |
| 29-Mar-14 | 14:10         | Rainy             | 008361           | 2.8473           | 2.8493 | 4352.77         | 4353.77 | 1.00              | 1.37                               | 1.37            | 1.37    | 82                         | 24                                  |
| 4-Apr-14  | 8:05          | Cloudy            | 008376           | 2.8702           | 2.8789 | 4380.77         | 4381.77 | 1.00              | 1.34                               | 1.34            | 1.34    | 80                         | 108                                 |
| 4-Apr-14  | 9:08          | Cloudy            | 008377           | 2.8487           | 2.8561 | 4381.77         | 4382.77 | 1.00              | 1.38                               | 1.38            | 1.38    | 83                         | 90                                  |
| 4-Apr-14  | 10:20         | Cloudy            | 008380           | 2.8602           | 2.8653 | 4382.77         | 4383.77 | 1.00              | 1.34                               | 1.34            | 1.34    | 80                         | 63                                  |
| 10-Apr-14 | 8:02          | Rainy             | 008385           | 2.8443           | 2.8469 | 4431.78         | 4432.78 | 1.00              | 1.30                               | 1.30            | 1.30    | 78                         | 33                                  |
| 10-Apr-14 | 9:06          | Rainy             | 008387           | 2.8519           | 2.8548 | 4432.78         | 4433.78 | 1.00              | 1.37                               | 1.37            | 1.37    | 82                         | 35                                  |
| 10-Apr-14 | 10:08         | Rainy             | 008389           | 2.8420           | 2.8440 | 4433.78         | 4434.78 | 1.00              | 1.34                               | 1.34            | 1.34    | 80                         | 25                                  |
| 16-Apr-14 | 8:02          | Fine              | 008344           | 2.8616           | 2.8732 | 4458.78         | 4459.78 | 1.00              | 1.34                               | 1.34            | 1.34    | 80                         | 144                                 |
| 16-Apr-14 | 9:10          | Fine              | 008346           | 2.8675           | 2.8780 | 4459.78         | 4460.78 | 1.00              | 1.34                               | 1.34            | 1.34    | 80                         | 131                                 |
| 16-Apr-14 | 10:16         | Fine              | 008348           | 2.8538           | 2.8620 | 4460.78         | 4461.78 | 1.00              | 1.34                               | 1.34            | 1.34    | 80                         | 102                                 |
| 22-Apr-14 | 11:00         | Rainy             | 008623           | 2.8389           | 2.8470 | 4485.78         | 4486.78 | 1.00              | 1.37                               | 1.37            | 1.37    | 82                         | 98                                  |
| 22-Apr-14 | 13:05         | Rainy             | 008329           | 2.8545           | 2.8610 | 4486.78         | 4487.78 | 1.00              | 1.37                               | 1.37            | 1.37    | 82                         | 79                                  |
| 22-Apr-14 | 14:34         | Rainy             | 008331           | 2.8579           | 2.8645 | 4487.78         | 4488.78 | 1.00              | 1.37                               | 1.37            | 1.37    | 82                         | 80                                  |



Location: CMA2a - Causeway Bay Community Centre

Report on 24-hour TSP monitoring  
Action Level ( $\mu\text{g}/\text{m}^3$ ) - 169.5  
Limit Level ( $\mu\text{g}/\text{m}^3$ ) - 260

| Date      | Sampling Time | Weather Condition | Filter paper no. | Filter Weight, g |        | Elapse Time, hr |          | Sampling Time, hr | Flow Rate, $\text{m}^3/\text{min}$ |                 |         | Total Volume, $\text{m}^3$ | TSP Level, $\mu\text{g}/\text{m}^3$ |
|-----------|---------------|-------------------|------------------|------------------|--------|-----------------|----------|-------------------|------------------------------------|-----------------|---------|----------------------------|-------------------------------------|
|           |               |                   |                  | Initial          | Final  | Initial         | Final    |                   | Initial, $Q_{si}$                  | Final, $Q_{sf}$ | Average |                            |                                     |
| 28-Mar-14 | 8:00          | Rainy             | 008023           | 2.8382           | 2.9582 | 14037.22        | 14061.22 | 24.00             | 1.34                               | 1.34            | 1.34    | 1929                       | 62                                  |
| 3-Apr-14  | 8:00          | Rainy             | 008363           | 2.8463           | 2.9097 | 14091.29        | 14115.29 | 24.00             | 1.30                               | 1.30            | 1.30    | 1876                       | 34                                  |
| 9-Apr-14  | 8:00          | Rainy             | 008382           | 2.8579           | 2.9246 | 14118.29        | 14142.29 | 24.00             | 1.30                               | 1.30            | 1.30    | 1873                       | 36                                  |
| 15-Apr-14 | 8:00          | Fine              | 008342           | 2.8551           | 3.0090 | 14145.29        | 14169.29 | 24.00             | 1.30                               | 1.30            | 1.30    | 1873                       | 82                                  |
| 21-Apr-14 | 8:00          | Rainy             | 008349           | 2.8542           | 2.9960 | 14172.30        | 14196.30 | 24.00             | 1.38                               | 1.38            | 1.38    | 1983                       | 72                                  |

Report on 1-hour TSP monitoring  
Action Level ( $\mu\text{g}/\text{m}^3$ ) - 323.4  
Limit Level ( $\mu\text{g}/\text{m}^3$ ) - 500

| Date      | Sampling Time | Weather Condition | Filter paper no. | Filter Weight, g |        | Elapse Time, hr |          | Sampling Time, hr | Flow Rate, $\text{m}^3/\text{min}$ |                 |         | Total Volume, $\text{m}^3$ | TSP Level, $\mu\text{g}/\text{m}^3$ |
|-----------|---------------|-------------------|------------------|------------------|--------|-----------------|----------|-------------------|------------------------------------|-----------------|---------|----------------------------|-------------------------------------|
|           |               |                   |                  | Initial          | Final  | Initial         | Final    |                   | Initial, $Q_{si}$                  | Final, $Q_{sf}$ | Average |                            |                                     |
| 29-Mar-14 | 10:50         | Rainy             | 008300           | 2.8324           | 2.8424 | 14061.22        | 14062.22 | 1.00              | 1.38                               | 1.38            | 1.38    | 83                         | 121                                 |
| 29-Mar-14 | 13:03         | Rainy             | 006414           | 2.7470           | 2.7535 | 14062.22        | 14063.22 | 1.00              | 1.38                               | 1.38            | 1.38    | 83                         | 79                                  |
| 29-Mar-14 | 14:08         | Rainy             | 008360           | 2.8460           | 2.8530 | 14063.22        | 14064.22 | 1.00              | 1.38                               | 1.38            | 1.38    | 83                         | 85                                  |
| 4-Apr-14  | 8:02          | Cloudy            | 008375           | 2.8633           | 2.8681 | 14115.29        | 14116.29 | 1.00              | 1.30                               | 1.30            | 1.30    | 78                         | 61                                  |
| 4-Apr-14  | 9:05          | Cloudy            | 008378           | 2.8540           | 2.8585 | 14116.29        | 14117.29 | 1.00              | 1.30                               | 1.30            | 1.30    | 78                         | 58                                  |
| 4-Apr-14  | 10:10         | Cloudy            | 008379           | 2.8584           | 2.8666 | 14117.29        | 14118.29 | 1.00              | 1.30                               | 1.30            | 1.30    | 78                         | 105                                 |
| 10-Apr-14 | 8:03          | Rainy             | 008386           | 2.8576           | 2.8588 | 14142.29        | 14143.29 | 1.00              | 1.30                               | 1.30            | 1.30    | 78                         | 15                                  |
| 10-Apr-14 | 9:05          | Rainy             | 008388           | 2.8457           | 2.8465 | 14143.29        | 14144.29 | 1.00              | 1.30                               | 1.30            | 1.30    | 78                         | 10                                  |
| 10-Apr-14 | 10:15         | Rainy             | 008390           | 2.8320           | 2.8332 | 14144.29        | 14145.29 | 1.00              | 1.30                               | 1.30            | 1.30    | 78                         | 15                                  |
| 16-Apr-14 | 8:02          | Fine              | 008343           | 2.8620           | 2.8670 | 14169.30        | 14170.30 | 1.00              | 1.30                               | 1.30            | 1.30    | 78                         | 64                                  |
| 16-Apr-14 | 9:05          | Fine              | 008345           | 2.8569           | 2.8618 | 14170.30        | 14171.30 | 1.00              | 1.30                               | 1.30            | 1.30    | 78                         | 63                                  |
| 16-Apr-14 | 10:10         | Fine              | 008347           | 2.8568           | 2.8631 | 14171.30        | 14172.30 | 1.00              | 1.30                               | 1.30            | 1.30    | 78                         | 81                                  |
| 22-Apr-14 | 11:03         | Rainy             | 008327           | 2.8524           | 2.8595 | 14196.30        | 14197.30 | 1.00              | 1.30                               | 1.30            | 1.30    | 78                         | 91                                  |
| 22-Apr-14 | 13:10         | Rainy             | 008328           | 2.8582           | 2.8648 | 14197.30        | 14198.30 | 1.00              | 1.30                               | 1.30            | 1.30    | 78                         | 85                                  |
| 22-Apr-14 | 14:50         | Rainy             | 008330           | 2.8594           | 2.8663 | 14198.30        | 14199.30 | 1.00              | 1.30                               | 1.30            | 1.30    | 78                         | 89                                  |



Location: CMA3a - CWB PRE Site Office Area

Report on 24-hour TSP monitoring  
 Action Level ( $\mu\text{g}/\text{m}^3$ ) - 171  
 Limit Level ( $\mu\text{g}/\text{m}^3$ ) - 260

| Date      | Sampling Time | Weather Condition | Filter paper no. | Filter Weight, g |        | Elapse Time, hr |         | Sampling Time, hr | Flow Rate, $\text{m}^3/\text{min}$ |                 |         | Total Volume, $\text{m}^3$ | TSP Level, $\mu\text{g}/\text{m}^3$ |
|-----------|---------------|-------------------|------------------|------------------|--------|-----------------|---------|-------------------|------------------------------------|-----------------|---------|----------------------------|-------------------------------------|
|           |               |                   |                  | Initial          | Final  | Initial         | Final   |                   | Initial, $Q_{si}$                  | Final, $Q_{sf}$ | Average |                            |                                     |
| 28-Mar-14 | 8:00          | Rainy             | 008158           | 2.8236           | 2.9319 | 1438.86         | 1462.86 | 24.00             | 1.36                               | 1.36            | 1.36    | 1965                       | 55                                  |
| 3-Apr-14  | 8:00          | Rainy             | 008169           | 2.8299           | 2.9228 | 1492.86         | 1516.86 | 24.00             | 1.40                               | 1.40            | 1.40    | 2017                       | 46                                  |
| 10-Apr-14 | 14:30         | Rainy             | 008358           | 2.8574           | 2.9504 | 1524.84         | 1548.84 | 24.00             | 1.26                               | 1.26            | 1.26    | 1809                       | 51                                  |
| 15-Apr-14 | 8:00          | Fine              | 008264           | 2.8364           | 2.9402 | 1523.84         | 1547.84 | 24.00             | 1.33                               | 1.33            | 1.33    | 1916                       | 54                                  |
| 21-Apr-14 | 8:00          | Rainy             | 008440           | 2.8591           | 3.0428 | 1550.84         | 1574.84 | 24.00             | 1.37                               | 1.36            | 1.37    | 1966                       | 93                                  |

Remarks: Due to electricity interruption, the 24hr TSP monitoring was rescheduled from 9 April 2014 to 10 April 2014

Report on 1-hour TSP monitoring  
 Action Level ( $\mu\text{g}/\text{m}^3$ ) - 311.3  
 Limit Level ( $\mu\text{g}/\text{m}^3$ ) - 500

| Date      | Sampling Time | Weather Condition | Filter paper no. | Filter Weight, g |        | Elapse Time, hr |         | Sampling Time, hr | Flow Rate, $\text{m}^3/\text{min}$ |                 |         | Total Volume, $\text{m}^3$ | TSP Level, $\mu\text{g}/\text{m}^3$ |
|-----------|---------------|-------------------|------------------|------------------|--------|-----------------|---------|-------------------|------------------------------------|-----------------|---------|----------------------------|-------------------------------------|
|           |               |                   |                  | Initial          | Final  | Initial         | Final   |                   | Initial, $Q_{si}$                  | Final, $Q_{sf}$ | Average |                            |                                     |
| 29-Mar-14 | 13:27         | Rainy             | 008308           | 2.8245           | 2.8286 | 1462.86         | 1463.86 | 1.00              | 1.36                               | 1.36            | 1.36    | 82                         | 50                                  |
| 29-Mar-14 | 14:46         | Rainy             | 008170           | 2.8198           | 2.8281 | 1463.86         | 1464.86 | 1.00              | 1.36                               | 1.36            | 1.36    | 82                         | 101                                 |
| 29-Mar-14 | 15:53         | Rainy             | 008161           | 2.8317           | 2.8458 | 1464.86         | 1465.86 | 1.00              | 1.36                               | 1.36            | 1.36    | 82                         | 172                                 |
| 4-Apr-14  | 8:05          | Cloudy            | 008322           | 2.8618           | 2.8700 | 1516.86         | 1517.86 | 1.00              | 1.40                               | 1.40            | 1.40    | 84                         | 98                                  |
| 4-Apr-14  | 9:10          | Cloudy            | 008324           | 2.8525           | 2.8619 | 1517.86         | 1518.86 | 1.00              | 1.40                               | 1.40            | 1.40    | 84                         | 112                                 |
| 4-Apr-14  | 10:30         | Cloudy            | 008325           | 2.8521           | 2.8602 | 1518.86         | 1519.86 | 1.00              | 1.40                               | 1.40            | 1.40    | 84                         | 96                                  |
| 10-Apr-14 | 9:05          | Rainy             | 008353           | 2.8562           | 2.8588 | 1520.84         | 1521.84 | 1.00              | 1.30                               | 1.30            | 1.30    | 78                         | 33                                  |
| 10-Apr-14 | 10:10         | Rainy             | 008356           | 2.8403           | 2.8440 | 1521.84         | 1522.84 | 1.00              | 1.33                               | 1.33            | 1.33    | 80                         | 46                                  |
| 10-Apr-14 | 13:00         | Rainy             | 008357           | 2.8438           | 2.8469 | 1522.84         | 1523.84 | 1.00              | 1.37                               | 1.37            | 1.37    | 82                         | 38                                  |
| 16-Apr-14 | 9:30          | Fine              | 008619           | 2.8301           | 2.8415 | 1547.84         | 1548.84 | 1.00              | 1.37                               | 1.37            | 1.37    | 82                         | 139                                 |
| 16-Apr-14 | 10:33         | Fine              | 008437           | 2.8560           | 2.8672 | 1548.84         | 1549.84 | 1.00              | 1.37                               | 1.37            | 1.37    | 82                         | 137                                 |
| 16-Apr-14 | 13:00         | Fine              | 008439           | 2.8406           | 2.8530 | 1549.84         | 1550.84 | 1.00              | 1.37                               | 1.37            | 1.37    | 82                         | 151                                 |
| 22-Apr-14 | 9:20          | Rainy             | 008239           | 2.8411           | 2.8590 | 1574.84         | 1575.84 | 1.00              | 1.37                               | 1.37            | 1.37    | 82                         | 217                                 |
| 22-Apr-14 | 11:00         | Rainy             | 008474           | 2.8548           | 2.8657 | 1575.84         | 1576.84 | 1.00              | 1.37                               | 1.37            | 1.37    | 82                         | 132                                 |
| 22-Apr-14 | 14:00         | Rainy             | 008241           | 2.8334           | 2.8483 | 1576.84         | 1577.84 | 1.00              | 1.37                               | 1.37            | 1.37    | 82                         | 181                                 |



Location: CMA4a - SPCA

Report on 24-hour TSP monitoring

Action Level ( $\mu\text{g}/\text{m}^3$ ) - 171.2

Limit Level ( $\mu\text{g}/\text{m}^3$ ) - 260

| Date      | Sampling Time | Weather Condition | Filter paper no. | Filter Weight, g |        | Elapse Time, hr |          | Sampling Time, hr | Flow Rate, $\text{m}^3/\text{min}$ |                 |         | Total Volume, $\text{m}^3$ | TSP Level, $\mu\text{g}/\text{m}^3$ |
|-----------|---------------|-------------------|------------------|------------------|--------|-----------------|----------|-------------------|------------------------------------|-----------------|---------|----------------------------|-------------------------------------|
|           |               |                   |                  | Initial          | Final  | Initial         | Final    |                   | Initial, $Q_{si}$                  | Final, $Q_{sf}$ | Average |                            |                                     |
| 28-Mar-14 | 8:00          | Rainy             | 008157           | 2.8290           | 3.0378 | 18240.01        | 18264.01 | 24.00             | 1.33                               | 1.33            | 1.33    | 1916                       | 109                                 |
| 3-Apr-14  | 8:00          | Rainy             | 008162           | 2.8301           | 2.9537 | 18294.00        | 18318.00 | 24.00             | 1.30                               | 1.30            | 1.30    | 1867                       | 66                                  |
| 9-Apr-14  | 8:00          | Rainy             | 008359           | 2.8485           | 2.9631 | 18323.99        | 18347.99 | 24.00             | 1.26                               | 1.26            | 1.26    | 1810                       | 63                                  |
| 15-Apr-14 | 8:00          | Fine              | 008423           | 2.8504           | 2.9509 | 18347.99        | 18371.99 | 24.00             | 1.29                               | 1.29            | 1.29    | 1864                       | 54                                  |
| 22-Apr-14 | 15:03         | Rainy             | 008396           | 2.8577           | 3.0468 | 18402.00        | 18426.00 | 24.00             | 1.29                               | 1.29            | 1.29    | 1860                       | 102                                 |

Remarks: Due to electricity interruption, the 24hr TSP monitoring was rescheduled from 21 April 2014 to 22 April 2014

Report on 1-hour TSP monitoring

Action Level ( $\mu\text{g}/\text{m}^3$ ) - 312.5

Limit Level ( $\mu\text{g}/\text{m}^3$ ) - 500

| Date      | Sampling Time | Weather Condition | Filter paper no. | Filter Weight, g |        | Elapse Time, hr |          | Sampling Time, hr | Flow Rate, $\text{m}^3/\text{min}$ |                 |         | Total Volume, $\text{m}^3$ | TSP Level, $\mu\text{g}/\text{m}^3$ |
|-----------|---------------|-------------------|------------------|------------------|--------|-----------------|----------|-------------------|------------------------------------|-----------------|---------|----------------------------|-------------------------------------|
|           |               |                   |                  | Initial          | Final  | Initial         | Final    |                   | Initial, $Q_{si}$                  | Final, $Q_{sf}$ | Average |                            |                                     |
| 29-Mar-14 | 8:43          | Rainy             | 008307           | 2.8361           | 2.8464 | 18264.01        | 18265.01 | 1.00              | 1.29                               | 1.29            | 1.29    | 78                         | 133                                 |
| 29-Mar-14 | 9:51          | Rainy             | 008167           | 2.8286           | 2.8369 | 18265.01        | 18266.01 | 1.00              | 1.29                               | 1.29            | 1.29    | 78                         | 107                                 |
| 29-Mar-14 | 10:56         | Rainy             | 008168           | 2.8393           | 2.8469 | 18266.01        | 18267.01 | 1.00              | 1.29                               | 1.29            | 1.29    | 78                         | 98                                  |
| 4-Apr-14  | 8:30          | Cloudy            | 008321           | 2.8580           | 2.8635 | 18318.00        | 18319.00 | 1.00              | 1.30                               | 1.30            | 1.30    | 78                         | 71                                  |
| 4-Apr-14  | 9:36          | Cloudy            | 008323           | 2.8502           | 2.8589 | 18319.00        | 18320.00 | 1.00              | 1.30                               | 1.30            | 1.30    | 78                         | 112                                 |
| 4-Apr-14  | 10:40         | Cloudy            | 008434           | 2.8470           | 2.8497 | 18320.00        | 18321.00 | 1.00              | 1.30                               | 1.30            | 1.30    | 78                         | 35                                  |
| 10-Apr-14 | 8:50          | Rainy             | 008352           | 2.8478           | 2.8495 | 18320.99        | 18321.99 | 1.00              | 1.29                               | 1.29            | 1.29    | 78                         | 22                                  |
| 10-Apr-14 | 9:52          | Rainy             | 008354           | 2.8549           | 2.8587 | 18321.99        | 18322.99 | 1.00              | 1.29                               | 1.29            | 1.29    | 78                         | 49                                  |
| 10-Apr-14 | 10:55         | Rainy             | 008355           | 2.8299           | 2.8334 | 18322.99        | 18323.99 | 1.00              | 1.29                               | 1.29            | 1.29    | 78                         | 45                                  |
| 16-Apr-14 | 9:40          | Fine              | 008618           | 2.8333           | 2.8412 | 18371.99        | 18372.99 | 1.00              | 1.29                               | 1.29            | 1.29    | 78                         | 102                                 |
| 16-Apr-14 | 10:50         | Fine              | 008436           | 2.8535           | 2.8587 | 18372.99        | 18373.99 | 1.00              | 1.29                               | 1.29            | 1.29    | 78                         | 67                                  |
| 16-Apr-14 | 13:00         | Fine              | 008438           | 2.8483           | 2.8542 | 18373.99        | 18374.99 | 1.00              | 1.29                               | 1.29            | 1.29    | 78                         | 76                                  |
| 22-Apr-14 | 9:00          | Rainy             | 008238           | 2.8410           | 2.8474 | 18399.00        | 18400.00 | 1.00              | 1.29                               | 1.29            | 1.29    | 77                         | 83                                  |
| 22-Apr-14 | 10:45         | Rainy             | 008240           | 2.8308           | 2.8371 | 18400.00        | 18401.00 | 1.00              | 1.29                               | 1.29            | 1.29    | 77                         | 81                                  |
| 22-Apr-14 | 13:50         | Rainy             | 008243           | 2.8359           | 2.8431 | 18401.00        | 18402.00 | 1.00              | 1.29                               | 1.29            | 1.29    | 77                         | 93                                  |



Location: CMA5a - Children Garden opposite to Pedestrian Plaza

Report on 24-hour TSP monitoring

Action Level ( $\mu\text{g}/\text{m}^3$ ) - 181  
Limit Level ( $\mu\text{g}/\text{m}^3$ ) - 260

| Date      | Sampling Time | Weather Condition | Filter paper no. | Filter Weight, g |        | Elapse Time, hr |          | Sampling Time, hr | Flow Rate, $\text{m}^3/\text{min}$ |                 |         | Total Volume, $\text{m}^3$ | TSP Level, $\mu\text{g}/\text{m}^3$ |
|-----------|---------------|-------------------|------------------|------------------|--------|-----------------|----------|-------------------|------------------------------------|-----------------|---------|----------------------------|-------------------------------------|
|           |               |                   |                  | Initial          | Final  | Initial         | Final    |                   | Initial, $Q_{si}$                  | Final, $Q_{sf}$ | Average |                            |                                     |
| 28-Mar-14 | 8:00          | Rainy             | 008309           | 2.8404           | 2.9258 | 19244.18        | 19268.18 | 24.00             | 1.34                               | 1.34            | 1.34    | 1928                       | 44                                  |
| 3-Apr-14  | 8:00          | Rainy             | 008139           | 2.8127           | 2.9205 | 19298.21        | 19322.21 | 24.00             | 1.38                               | 1.38            | 1.38    | 1983                       | 54                                  |
| 9-Apr-14  | 8:00          | Rainy             | 008452           | 2.8508           | 2.9472 | 19325.20        | 19349.20 | 24.00             | 1.37                               | 1.37            | 1.37    | 1980                       | 49                                  |
| 15-Apr-14 | 8:00          | Fine              | 008443           | 2.8532           | 3.1123 | 19352.19        | 19376.19 | 24.00             | 1.38                               | 1.37            | 1.37    | 1980                       | 131                                 |
| 21-Apr-14 | 8:00          | Rainy             | 008794           | 2.8505           | 3.0426 | 19379.20        | 19403.20 | 24.00             | 1.34                               | 1.34            | 1.34    | 1925                       | 100                                 |

Report on 1-hour TSP monitoring

Action Level ( $\mu\text{g}/\text{m}^3$ ) - 332  
Limit Level ( $\mu\text{g}/\text{m}^3$ ) - 500

| Date      | Sampling Time | Weather Condition | Filter paper no. | Filter Weight, g |        | Elapse Time, hr |          | Sampling Time, hr | Flow Rate, $\text{m}^3/\text{min}$ |                 |         | Total Volume, $\text{m}^3$ | TSP Level, $\mu\text{g}/\text{m}^3$ |
|-----------|---------------|-------------------|------------------|------------------|--------|-----------------|----------|-------------------|------------------------------------|-----------------|---------|----------------------------|-------------------------------------|
|           |               |                   |                  | Initial          | Final  | Initial         | Final    |                   | Initial, $Q_{si}$                  | Final, $Q_{sf}$ | Average |                            |                                     |
| 29-Mar-14 | 8:23          | Rainy             | 008306           | 2.8381           | 2.8436 | 19268.18        | 19269.18 | 1.00              | 1.34                               | 1.34            | 1.34    | 80                         | 68                                  |
| 29-Mar-14 | 9:28          | Rainy             | 008135           | 2.8178           | 2.8253 | 19269.18        | 19270.18 | 1.00              | 1.34                               | 1.34            | 1.34    | 80                         | 93                                  |
| 29-Mar-14 | 10:45         | Rainy             | 008147           | 2.8087           | 2.8284 | 19270.18        | 19271.18 | 1.00              | 1.34                               | 1.34            | 1.34    | 80                         | 245                                 |
| 4-Apr-14  | 8:24          | Cloudy            | 008558           | 2.8398           | 2.8475 | 19322.20        | 19323.20 | 1.00              | 1.38                               | 1.38            | 1.38    | 83                         | 93                                  |
| 4-Apr-14  | 9:30          | Cloudy            | 008450           | 2.8528           | 2.8620 | 19323.20        | 19324.20 | 1.00              | 1.31                               | 1.31            | 1.31    | 78                         | 117                                 |
| 4-Apr-14  | 10:35         | Cloudy            | 008451           | 2.8505           | 2.8607 | 19324.20        | 19325.20 | 1.00              | 1.31                               | 1.31            | 1.31    | 78                         | 130                                 |
| 10-Apr-14 | 8:40          | Rainy             | 008815           | 2.8569           | 2.8580 | 19349.20        | 19350.20 | 1.00              | 1.37                               | 1.37            | 1.37    | 82                         | 13                                  |
| 10-Apr-14 | 9:45          | Rainy             | 008441           | 2.8556           | 2.8564 | 19350.20        | 19351.20 | 1.00              | 1.37                               | 1.37            | 1.37    | 82                         | 10                                  |
| 10-Apr-14 | 10:55         | Rainy             | 008442           | 2.8687           | 2.8696 | 19351.20        | 19352.20 | 1.00              | 1.37                               | 1.37            | 1.37    | 82                         | 11                                  |
| 16-Apr-14 | 9:55          | Fine              | 008228           | 2.8372           | 2.8480 | 19376.20        | 19377.20 | 1.00              | 1.37                               | 1.37            | 1.37    | 82                         | 131                                 |
| 16-Apr-14 | 13:00         | Fine              | 008227           | 2.8361           | 2.8471 | 19377.20        | 19378.20 | 1.00              | 1.37                               | 1.37            | 1.37    | 82                         | 133                                 |
| 16-Apr-14 | 14:25         | Fine              | 008798           | 2.8558           | 2.8646 | 19378.20        | 19379.20 | 1.00              | 1.37                               | 1.37            | 1.37    | 82                         | 107                                 |
| 22-Apr-14 | 8:25          | Rainy             | 008223           | 2.8282           | 2.8430 | 19403.20        | 19404.20 | 1.00              | 1.37                               | 1.37            | 1.37    | 82                         | 180                                 |
| 22-Apr-14 | 9:37          | Rainy             | 008881           | 2.8604           | 2.8738 | 19404.20        | 19405.20 | 1.00              | 1.37                               | 1.37            | 1.37    | 82                         | 163                                 |
| 22-Apr-14 | 10:49         | Rainy             | 008878           | 2.8634           | 2.8804 | 19405.20        | 19406.20 | 1.00              | 1.37                               | 1.37            | 1.37    | 82                         | 207                                 |



Location: CMA6a - WD2 PRE Office

Report on 24-hour TSP monitoring

Action Level - 187.3  $\mu\text{g}/\text{m}^3$   
Limit Level - 260  $\mu\text{g}/\text{m}^3$

| Date      | Sampling Time | Weather Condition | Filter paper no. | Filter Weight, g |        | Elapse Time, hr |          | Sampling Time, hr | Flow Rate, $\text{m}^3/\text{min}$ |                 |         | Total Volume, $\text{m}^3$ | TSP Level, $\mu\text{g}/\text{m}^3$ |
|-----------|---------------|-------------------|------------------|------------------|--------|-----------------|----------|-------------------|------------------------------------|-----------------|---------|----------------------------|-------------------------------------|
|           |               |                   |                  | Initial          | Final  | Initial         | Final    |                   | Initial, $Q_{si}$                  | Final, $Q_{sf}$ | Average |                            |                                     |
| 28-Mar-14 | 8:00          | Rainy             | 008294           | 2.8457           | 2.9885 | 17599.57        | 17623.57 | 24.00             | 1.30                               | 1.30            | 1.30    | 1878                       | 76                                  |
| 3-Apr-14  | 8:00          | Rainy             | 008141           | 2.8173           | 2.9153 | 17650.57        | 17674.57 | 24.00             | 1.31                               | 1.31            | 1.31    | 1882                       | 52                                  |
| 9-Apr-14  | 8:00          | Rainy             | 008317           | 2.8666           | 2.9681 | 17677.56        | 17701.56 | 24.00             | 1.34                               | 1.34            | 1.34    | 1930                       | 53                                  |
| 15-Apr-14 | 8:00          | Fine              | 008449           | 2.8625           | 3.0656 | 17704.56        | 17728.56 | 24.00             | 1.32                               | 1.32            | 1.32    | 1905                       | 107                                 |
| 21-Apr-14 | 8:00          | Rainy             | 008394           | 2.8534           | 2.9761 | 17731.57        | 17755.57 | 24.00             | 1.30                               | 1.30            | 1.30    | 1875                       | 65                                  |

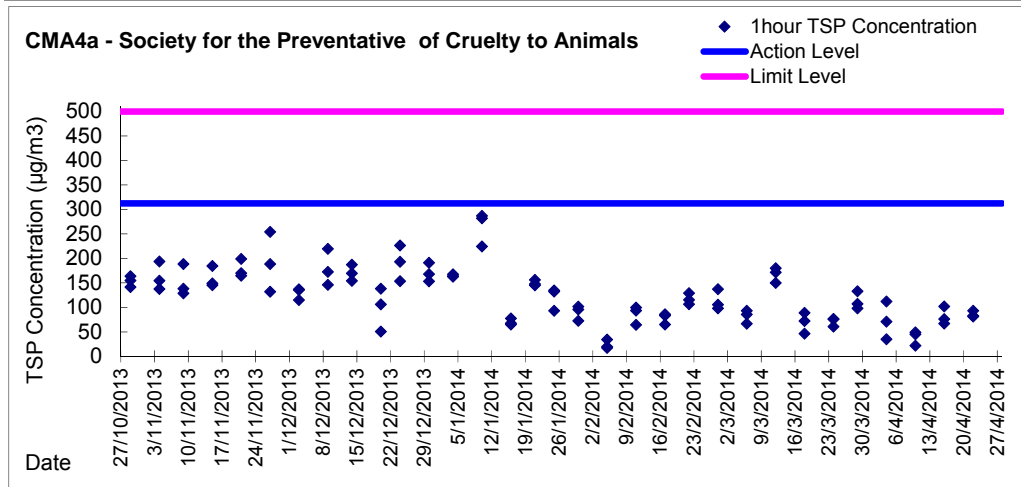
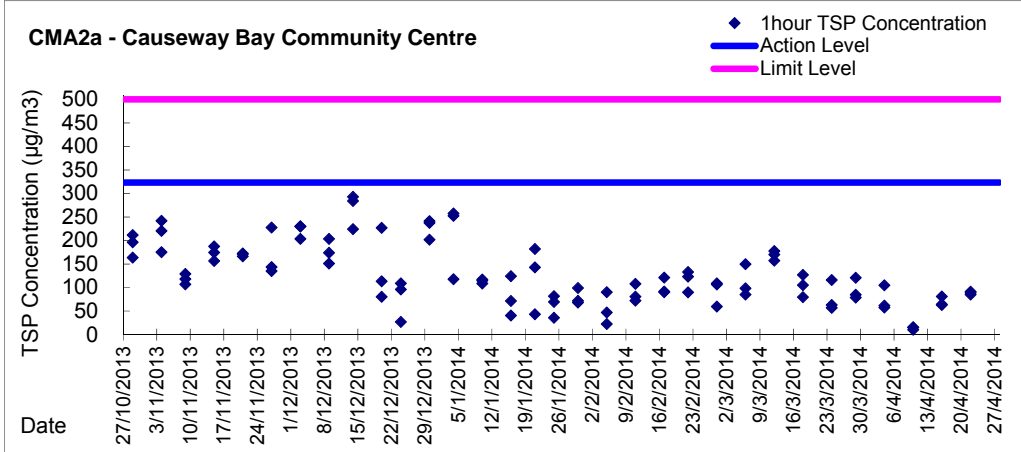
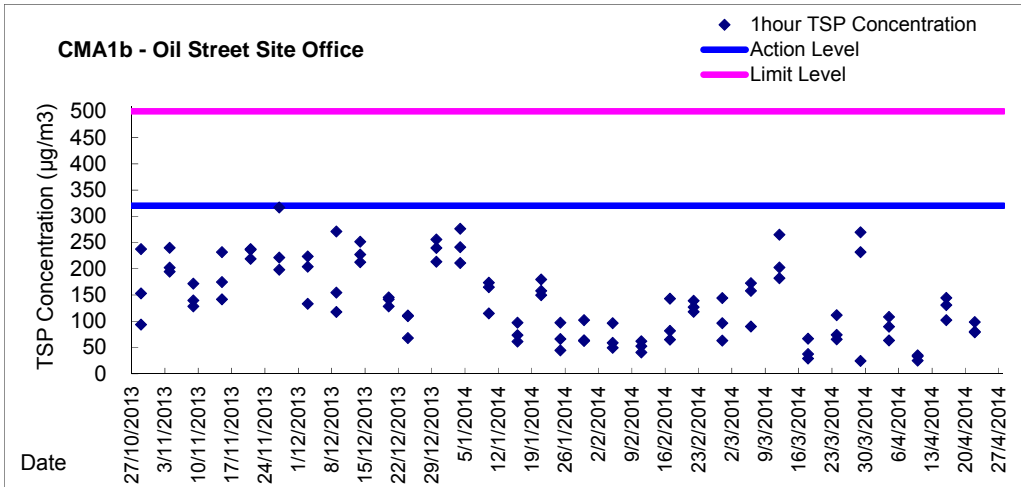
Report on 1-hour TSP monitoring

Action Level - 300.1  $\mu\text{g}/\text{m}^3$   
Limit Level - 500  $\mu\text{g}/\text{m}^3$

| Date      | Sampling Time | Weather Condition | Filter paper no. | Filter Weight, g |        | Elapse Time, hr |          | Sampling Time, hr | Flow Rate, $\text{m}^3/\text{min}$ |                 |         | Total Volume, $\text{m}^3$ | TSP Level, $\mu\text{g}/\text{m}^3$ |
|-----------|---------------|-------------------|------------------|------------------|--------|-----------------|----------|-------------------|------------------------------------|-----------------|---------|----------------------------|-------------------------------------|
|           |               |                   |                  | Initial          | Final  | Initial         | Final    |                   | Initial, $Q_{si}$                  | Final, $Q_{sf}$ | Average |                            |                                     |
| 29-Mar-14 | 8:30          | Rainy             | 008159           | 2.8200           | 2.8284 | 17596.57        | 17597.57 | 1.00              | 1.34                               | 1.34            | 1.34    | 80                         | 105                                 |
| 29-Mar-14 | 9:43          | Rainy             | 008313           | 2.8375           | 2.8417 | 17597.57        | 17598.57 | 1.00              | 1.34                               | 1.34            | 1.34    | 80                         | 52                                  |
| 29-Mar-14 | 10:53         | Rainy             | 008136           | 2.8129           | 2.8178 | 17598.57        | 17599.57 | 1.00              | 1.34                               | 1.34            | 1.34    | 80                         | 61                                  |
| 4-Apr-14  | 8:42          | Cloudy            | 008556           | 2.8462           | 2.8574 | 17674.57        | 17675.57 | 1.00              | 1.34                               | 1.34            | 1.34    | 80                         | 139                                 |
| 4-Apr-14  | 9:46          | Cloudy            | 008316           | 2.8679           | 2.8805 | 17675.57        | 17676.57 | 1.00              | 1.34                               | 1.34            | 1.34    | 80                         | 157                                 |
| 4-Apr-14  | 10:50         | Cloudy            | 008315           | 2.8694           | 2.8803 | 17676.57        | 17677.57 | 1.00              | 1.34                               | 1.34            | 1.34    | 80                         | 135                                 |
| 10-Apr-14 | 8:58          | Rainy             | 008817           | 2.8445           | 2.8458 | 17701.56        | 17702.56 | 1.00              | 1.30                               | 1.30            | 1.30    | 78                         | 17                                  |
| 10-Apr-14 | 10:16         | Rainy             | 008447           | 2.8359           | 2.8368 | 17702.56        | 17703.56 | 1.00              | 1.30                               | 1.30            | 1.30    | 78                         | 12                                  |
| 10-Apr-14 | 13:00         | Rainy             | 008448           | 2.8324           | 2.8339 | 17703.56        | 17704.56 | 1.00              | 1.30                               | 1.30            | 1.30    | 78                         | 19                                  |
| 16-Apr-14 | 9:46          | Fine              | 008229           | 2.8312           | 2.8406 | 17728.57        | 17729.57 | 1.00              | 1.34                               | 1.34            | 1.34    | 80                         | 117                                 |
| 16-Apr-14 | 13:06         | Fine              | 008403           | 2.8402           | 2.8520 | 17729.57        | 17730.57 | 1.00              | 1.34                               | 1.34            | 1.34    | 80                         | 147                                 |
| 16-Apr-14 | 14:50         | Fine              | 008797           | 2.8735           | 2.8828 | 17730.57        | 17731.57 | 1.00              | 1.30                               | 1.30            | 1.30    | 78                         | 119                                 |
| 22-Apr-14 | 8:42          | Rainy             | 008225           | 2.8383           | 2.8462 | 17755.57        | 17756.57 | 1.00              | 1.34                               | 1.34            | 1.34    | 80                         | 99                                  |
| 22-Apr-14 | 9:49          | Rainy             | 008883           | 2.8588           | 2.8660 | 17756.57        | 17757.57 | 1.00              | 1.34                               | 1.34            | 1.34    | 80                         | 90                                  |
| 22-Apr-14 | 10:53         | Rainy             | 008880           | 2.8659           | 2.8788 | 17757.57        | 17758.57 | 1.00              | 1.34                               | 1.34            | 1.34    | 80                         | 161                                 |

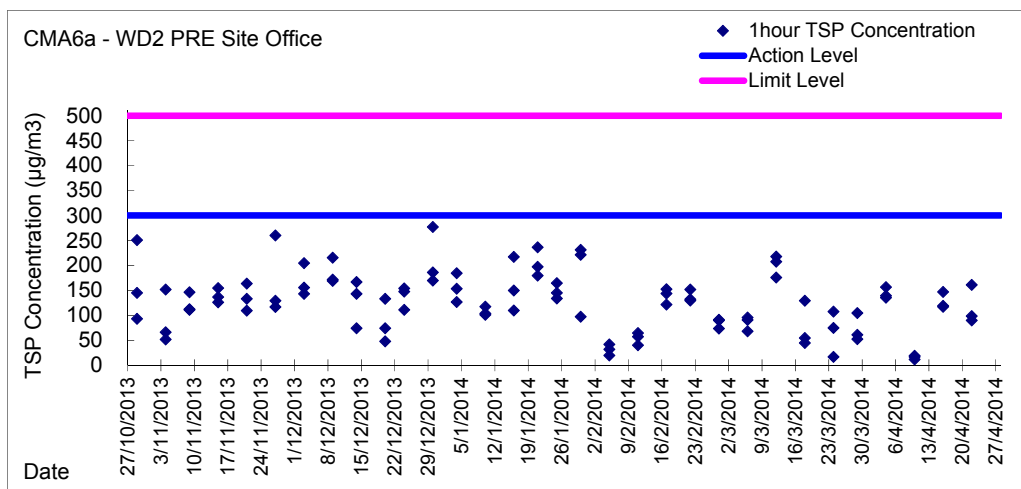
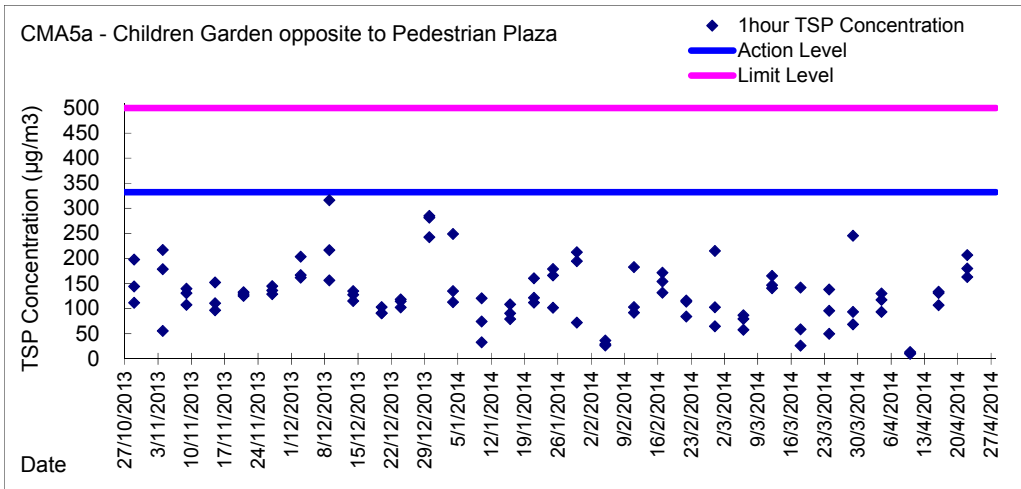
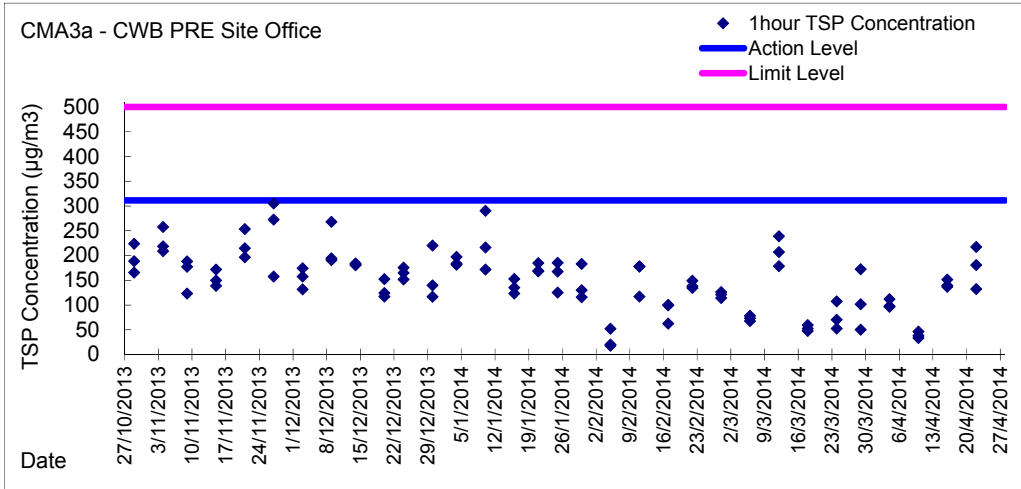


Graphic Presentation of 1 hour TSP Result





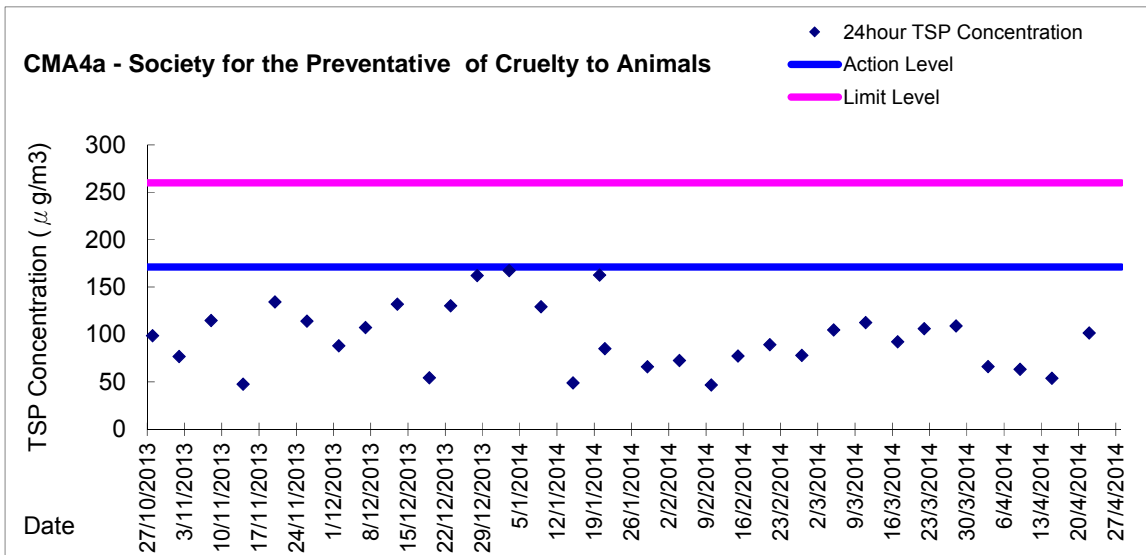
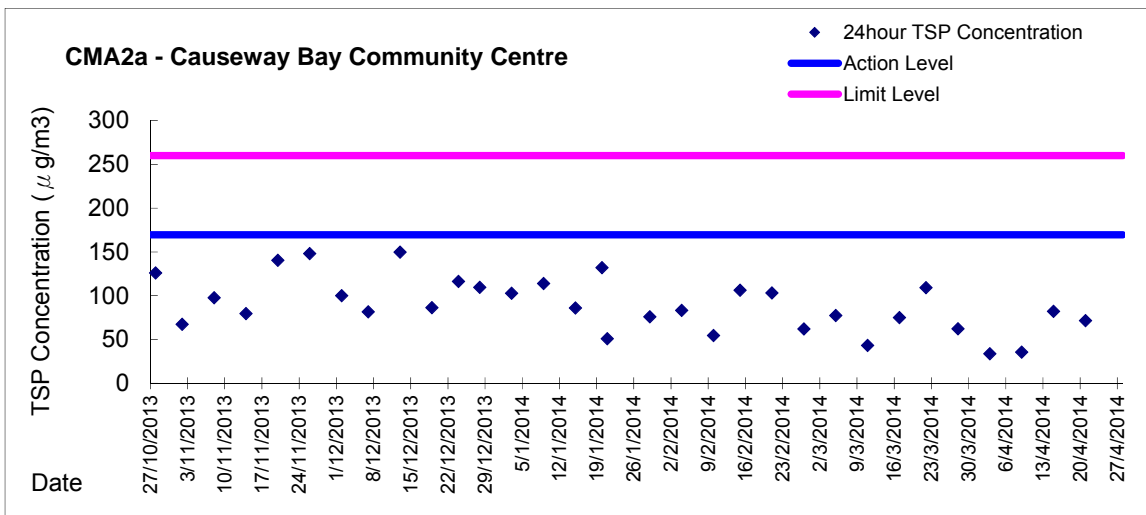
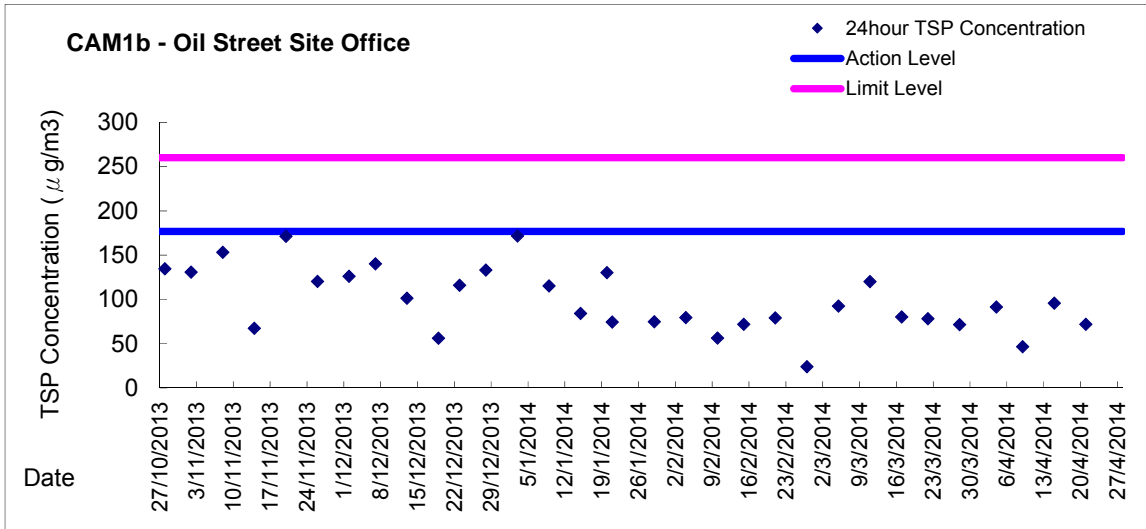
Graphic Presentation of 1 hour TSP Result







Graphic Presentation of 24 hour TSP Result





Graphic Presentation of 24 hour TSP Result

